

READY, SET, GO!

Name _____

Period _____

Date _____

READY

Topic: Find the point of intersection for two lines by looking at the table.

Fill in the table of values for each of the linear functions. Then circle the point of intersection of the two lines in each table.

1. $f(x) = 3x - 5$		$g(x) = x + 1$		2. $f(x) = x + 2$		$g(x) = 2x$																																																	
<table border="1" style="width: 100%; border-collapse: collapse;"> <thead> <tr><th style="padding: 2px 5px;">x</th><th style="padding: 2px 5px;">$f(x)$</th></tr> </thead> <tbody> <tr><td style="text-align: center;">0</td><td></td></tr> <tr><td style="text-align: center;">1</td><td></td></tr> <tr><td style="text-align: center;">2</td><td></td></tr> <tr><td style="text-align: center;">3</td><td></td></tr> <tr><td style="text-align: center;">4</td><td></td></tr> </tbody> </table>	x	$f(x)$	0		1		2		3		4		<table border="1" style="width: 100%; border-collapse: collapse;"> <thead> <tr><th style="padding: 2px 5px;">x</th><th style="padding: 2px 5px;">$g(x)$</th></tr> </thead> <tbody> <tr><td style="text-align: center;">0</td><td></td></tr> <tr><td style="text-align: center;">1</td><td></td></tr> <tr><td style="text-align: center;">2</td><td></td></tr> <tr><td style="text-align: center;">3</td><td></td></tr> <tr><td style="text-align: center;">4</td><td></td></tr> </tbody> </table>	x	$g(x)$	0		1		2		3		4		<table border="1" style="width: 100%; border-collapse: collapse;"> <thead> <tr><th style="padding: 2px 5px;">x</th><th style="padding: 2px 5px;">$f(x)$</th></tr> </thead> <tbody> <tr><td></td><td></td></tr> <tr><td></td><td></td></tr> <tr><td></td><td></td></tr> <tr><td></td><td></td></tr> <tr><td></td><td></td></tr> <tr><td></td><td></td></tr> </tbody> </table>	x	$f(x)$													<table border="1" style="width: 100%; border-collapse: collapse;"> <thead> <tr><th style="padding: 2px 5px;">x</th><th style="padding: 2px 5px;">$g(x)$</th></tr> </thead> <tbody> <tr><td></td><td></td></tr> <tr><td></td><td></td></tr> <tr><td></td><td></td></tr> <tr><td></td><td></td></tr> <tr><td></td><td></td></tr> <tr><td></td><td></td></tr> </tbody> </table>	x	$g(x)$												
x	$f(x)$																																																						
0																																																							
1																																																							
2																																																							
3																																																							
4																																																							
x	$g(x)$																																																						
0																																																							
1																																																							
2																																																							
3																																																							
4																																																							
x	$f(x)$																																																						
x	$g(x)$																																																						
3. $f(x) = 3x - 4$		$g(x) = -2x + 6$		4. $f(x) = 4x - 9$		$g(x) = 2x + 1$																																																	
<table border="1" style="width: 100%; border-collapse: collapse;"> <thead> <tr><th style="padding: 2px 5px;">x</th><th style="padding: 2px 5px;">$f(x)$</th></tr> </thead> <tbody> <tr><td style="text-align: center;">1</td><td></td></tr> <tr><td style="text-align: center;">2</td><td></td></tr> <tr><td style="text-align: center;">3</td><td></td></tr> <tr><td style="text-align: center;">4</td><td></td></tr> <tr><td style="text-align: center;">5</td><td></td></tr> </tbody> </table>	x	$f(x)$	1		2		3		4		5		<table border="1" style="width: 100%; border-collapse: collapse;"> <thead> <tr><th style="padding: 2px 5px;">x</th><th style="padding: 2px 5px;">$g(x)$</th></tr> </thead> <tbody> <tr><td style="text-align: center;">1</td><td></td></tr> <tr><td style="text-align: center;">2</td><td></td></tr> <tr><td style="text-align: center;">3</td><td></td></tr> <tr><td style="text-align: center;">4</td><td></td></tr> <tr><td style="text-align: center;">5</td><td></td></tr> </tbody> </table>	x	$g(x)$	1		2		3		4		5		<table border="1" style="width: 100%; border-collapse: collapse;"> <thead> <tr><th style="padding: 2px 5px;">x</th><th style="padding: 2px 5px;">$f(x)$</th></tr> </thead> <tbody> <tr><td></td><td></td></tr> <tr><td></td><td></td></tr> <tr><td></td><td></td></tr> <tr><td></td><td></td></tr> <tr><td></td><td></td></tr> </tbody> </table>	x	$f(x)$											<table border="1" style="width: 100%; border-collapse: collapse;"> <thead> <tr><th style="padding: 2px 5px;">x</th><th style="padding: 2px 5px;">$g(x)$</th></tr> </thead> <tbody> <tr><td></td><td></td></tr> <tr><td></td><td></td></tr> <tr><td></td><td></td></tr> <tr><td></td><td></td></tr> <tr><td></td><td></td></tr> </tbody> </table>	x	$g(x)$														
x	$f(x)$																																																						
1																																																							
2																																																							
3																																																							
4																																																							
5																																																							
x	$g(x)$																																																						
1																																																							
2																																																							
3																																																							
4																																																							
5																																																							
x	$f(x)$																																																						
x	$g(x)$																																																						

SET

Topic: Attributes of linear and exponential functions.

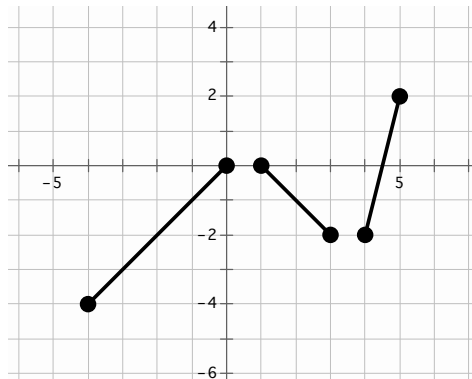
Determine if the statement is true or false. If it is false, explain why.

5. All linear functions are increasing.
6. Arithmetic sequences are an example of linear functions.
7. Exponential functions have a domain that includes all real numbers.
8. Geometric sequences have a domain that includes all integers.
9. The range for an exponential function includes all real numbers.
10. All linear relationships are functions with a domain and range containing all real numbers.

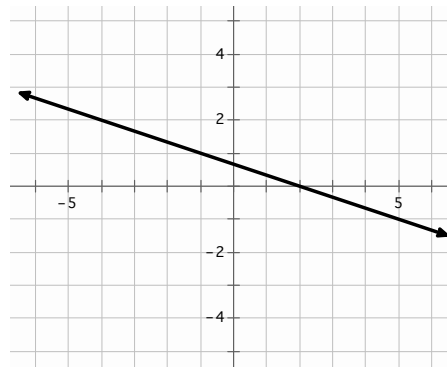
GO

Topic: Determine the domain of a function from a graphical representation.
For each graph state the domain of the function. Use interval notation.

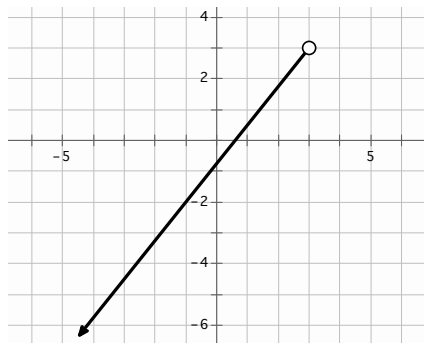
11.



12.



13.



14.

